



# THE NURSE SERVER

Shield's nurse server allows for easy access to supplies from the corridor and patient room, using workflow-maximizing hardware and materials. Acrylic solid surface construction means a durable, cleanable product that lasts for life. With four model sizes and multiple options to customize, finding the right solution has never been easier.

## SIGNATURE STYLE

- Cleanable, renewable materials
- Self-close hinges
- Seamless construction
- Adjustable shelves
- Linen cart passthrough

[FULL MODEL DETAILS](#)



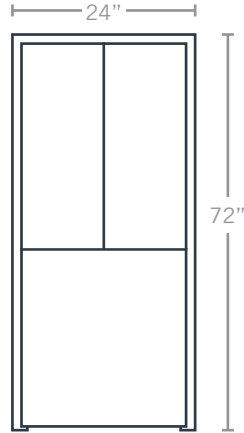
# THE NURSE SERVER

## MODEL


## DIMENSIONS



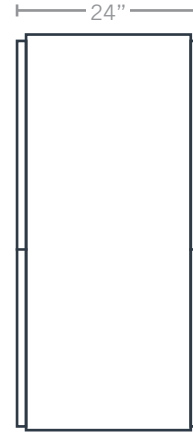
72" H UNIT



FRONT - NARROW



FRONT - WIDE



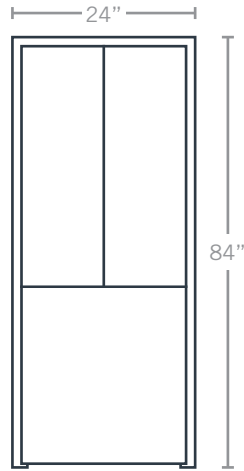
SIDE - BOTH

## MODEL

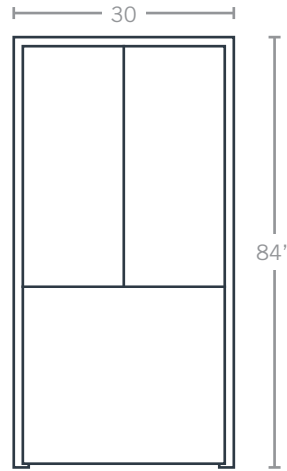
## DIMENSIONS



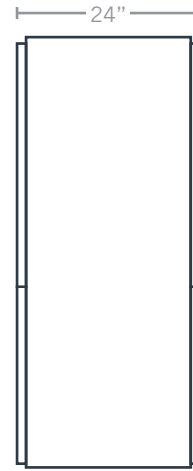
84" H UNIT



FRONT - NARROW




FRONT - WIDE



SIDE - BOTH

# THE NURSE SERVER


## COLORS



S01 WHITE



S03 KHAKI



S04 GREY

## WOODGRAIN



W02 OAK



W03 WALNUT



W05 ASH

## HARDWARE



CUT THROUGH



WIRE PULL



CONTINUOUS TAB PULL



RECESSED SOLID SURFACE

## WARRANTY


LIMITED LIFETIME WARRANTY - WORKMANSHIP + MATERIALS

SHIELD

## INTERIOR STORAGE



ADJUSTABLE SHELVES



1 OR 2 BIDIRECTIONAL DRAWERS



MEDS LOCKBOX



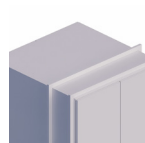
DRAWERS + LOCKBOX

## LOCK




LOCK - PATIENT AND/OR CORRIDOR


## TOP CONDITION



STANDARD



SLOPED



SOFFIT