



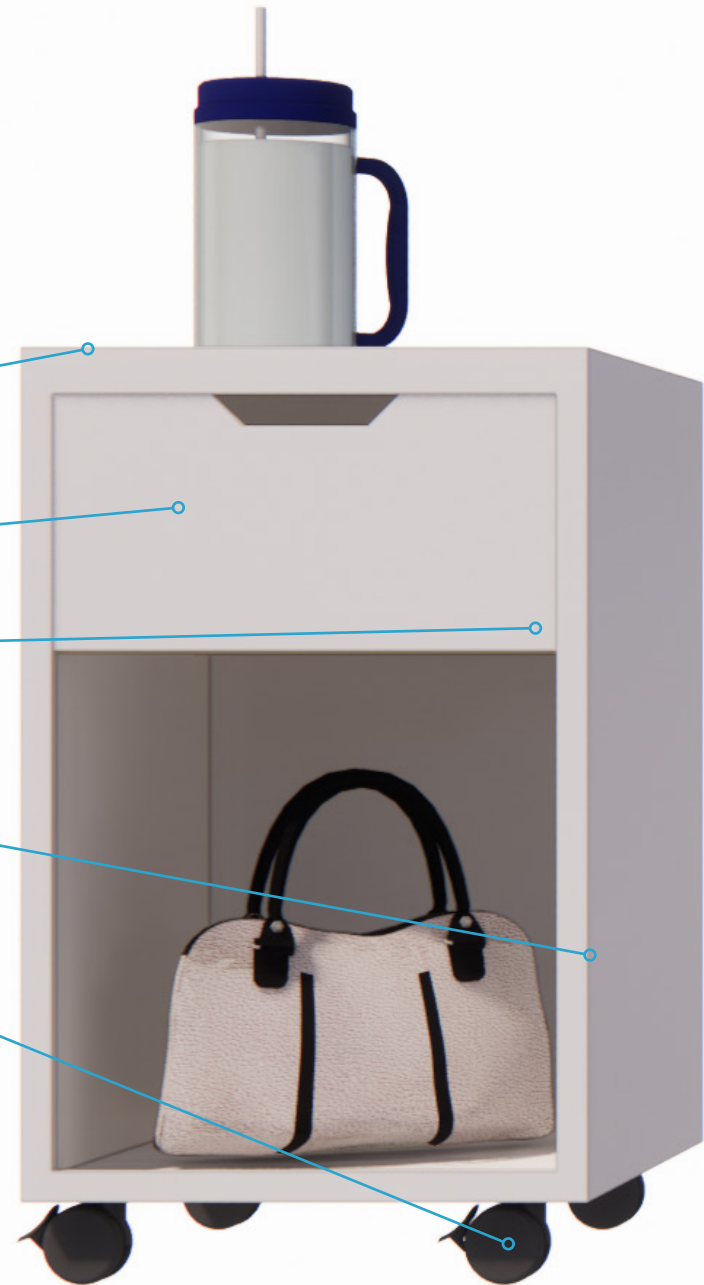
THE BEDSIDE CABINET

A bedside cabinet designed to deliver the performance healthcare requires. Acrylic solid surface construction means a durable, cleanable product that lasts for life. With three model types and multiple options to customize, finding the right solution has never been easier.

SIGNATURE STYLE

- Integral drip edge
- Cleanable, renewable materials
- Integrated soft-close drawer glides
- Seamless construction
- Non-marring locking casters

FULL MODEL DETAILS



THE BEDSIDE CABINET

MODELS



1 DRAWER

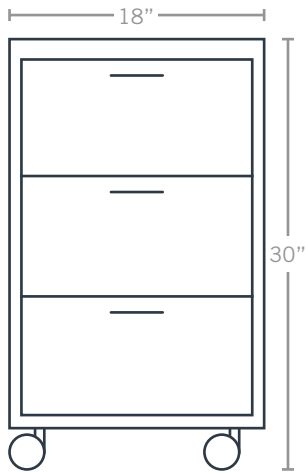


2 DRAWER

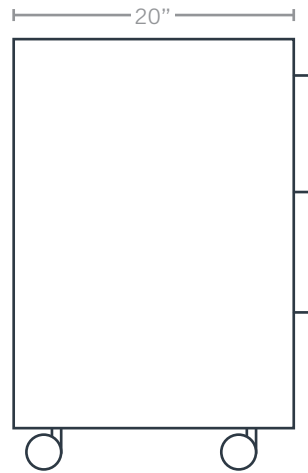


3 DRAWER

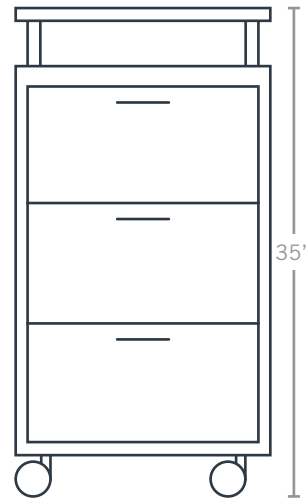
DIMENSIONS



FRONT




SIDE



RAISED TOP

COLORS



S01 WHITE



S03 KHAKI



S04 GREY


HARDWARE



CUT THROUGH



WIRE PULL



CONTINUOUS TAB PULL



RECESSED SOLID SURFACE

OPTIONS



DIGITAL LOCK



INDUCTIVE CHARGER



RAISED TOP

WARRANTY

LIMITED LIFETIME WARRANTY - WORKMANSHIP + MATERIALS